

## Long Sleeve Essential Tee. PC61LS



Nothing beats this traditional t-shirt in comfort, versatility and casual style.

- 6.1-ounce, 100% soft spun cotton
- 98/2 cotton/poly (Ash)
- 90/10 cotton/poly (Athletic Heather)

### CARE INSTRUCTIONS

Machine wash cold, inside out with like colors. Only non-chlorine bleach when needed. Tumble dry medium. Do not iron.



front



back

### HOW TO MEASURE





























#### CHEST WIDTH

Measure under the arm and around the fullest part of the chest with arms down, keeping tape horizontal.

### SIZE CHART

	S	M	L	XL	2XL	3XL	4XL
Chest	35-37	38-40	41-43	44-46	47-49	50-53	54-57

### COLOR INFORMATION

										
Aquatic Blue PMS 2389C	Ash** PMS NO MATCH	Athletic Heather* PMS COOL GREY 7 C	Athletic Maroon PMS 209C	Cardinal PMS 7638C	Charcoal PMS COOL GRAY 11C	Dark Chocolate Brown PMS 412C	Dark Green PMS 560C	Deep Navy PMS 532C	Gold PMS 137C	Jet Black PMS NTR BLACK C
										
Kelly PMS 340C	Light Blue PMS 278C	Lime PMS 367C	Natural PMS 9185C	Navy PMS 2380C	Orange PMS 172C	Purple PMS 7672C	Red PMS 200C	Royal PMS 2133C	Sand PMS 2312C	Sangria PMS 2046C
										
Stonewashed Blue PMS 2157C	Stonewashed Green PMS 7538C	White	Yellow PMS 127C							