

Essential Pocket Tee. PC61P



Nothing beats this traditional t-shirt in comfort, versatility and casual style.

- 6.1-ounce, 100% soft spun cotton
- 98/2 cotton/poly (Ash)
- 90/10 cotton/poly (Athletic Heather)
- Left chest pocket

CARE INSTRUCTIONS

Machine wash cold, inside out, with like colors. Only non-chlorine bleach when needed. Tumble dry medium. Medium-hot iron. Do not iron decoration.



front



back

HOW TO MEASURE




















CHEST WIDTH

Measure under the arm and around the fullest part of the chest with arms down, keeping tape horizontal.

SIZE CHART

	S	M	L	XL	2XL	3XL	4XL
Chest	35-37	38-40	41-43	44-46	47-49	50-53	54-57

COLOR INFORMATION

										
Ash** PMS COOL GREY 3 C	Athletic Heather* PMS COOL GREY 7 C	Athletic Maroon PMS 209C	Brown PMS 7519C	Charcoal PMS COOL GRAY 11C	Dark Green PMS 560C	Deep Navy PMS 532C	Jet Black PMS NTR BLACK C	Light Blue PMS 278C	Lime PMS 367C	Natural PMS 9185C
										
Navy PMS 2380C	Orange PMS 172C	Red PMS 200C	Royal PMS 2133C	Sand PMS 2312C	White					